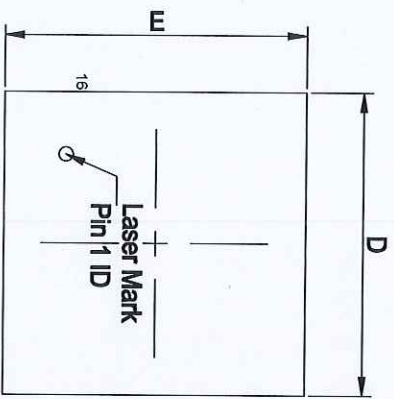



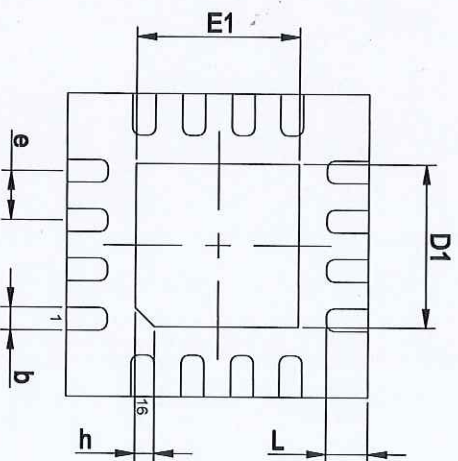
Top view



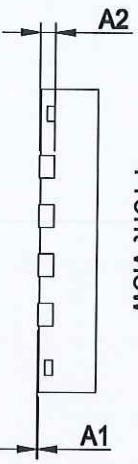
Right view



Bottom view



Front view



	SYMBOL	MIN	NOM	MAX
TOTAL THICKNESS	A	0.70	0.75	0.80
STAND OFF	A1	0.00	0.02	0.05
L/F THICKNESS	A2	0.203REF		
LEAD WIDTH	b	0.25	0.30	0.35
BODY SIZE X	D	3.90	4.00	4.10
EP SIZE X	D1	2.05	2.15	2.25
BODY SIZE Y	E	3.90	4.00	4.10
EP SIZE Y	E1	2.05	2.15	2.25
LEAD PITCH	e	0.65BSC		
LEAD LENGTH	L	0.50	0.55	0.60
CHAMFER	h	0.20	0.25	0.30
LF PAD SIZE	X	2.45	Y	2.45

- 注:
- 1.封装形式引脚后加A仅用于区分原有0.65QFN4x4-16-0.75的产品;
 - 2.共用0.65QFN4x4-16-0.75测试座.

A		INITIAL ISSUE		Sheng GH		2021/10/18	
REV		DESCRIPTION OF CHANGE		DRAWER		ISSUE DATE	
TITLE		0.65QFN4x4-16A-0.75 POD		Sheng GH		2021/10/08	
DWG No.		C-OL-168		MATERIAL			
X	±0.5	REV	A	SHEET	1/1	DWN	Sheng GH
X.X	±0.1			SCALE	1:1	CKD	2021.10.08
X.XX	±0.05			UNIT	mm	APPD	2021/10/08
X.XXX	±0.050						

